


TOPDON®



BT100W

Battery Service, Simplified



Battery Tester

Contents

01

Brief

02

Specs

03

Features

04

What's In The Box?

05

FAQs

Brief

Specs

Features

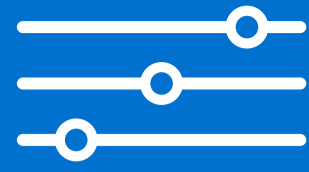
What's In
The Box?

FAQs

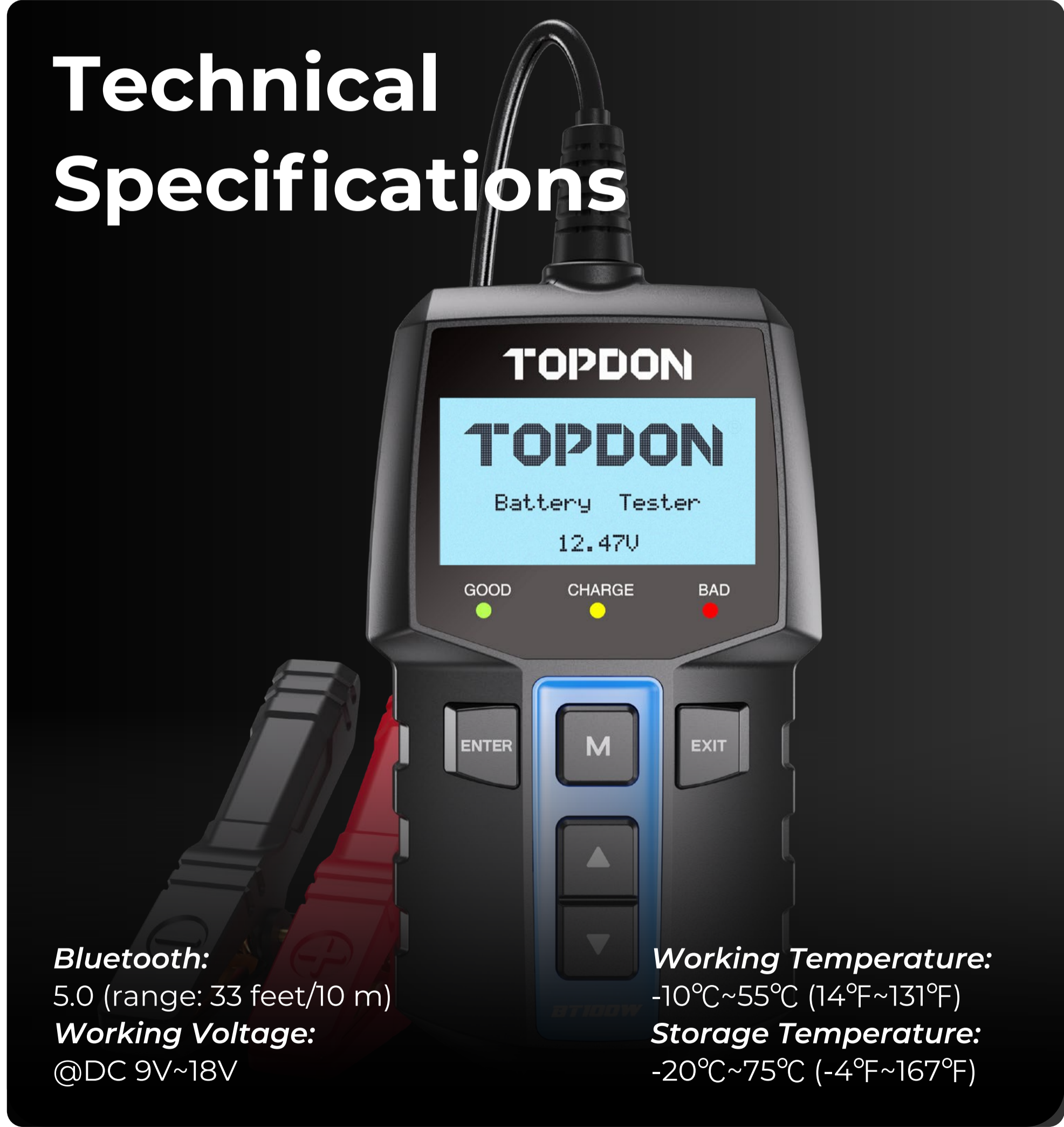


BT100W

The BT100W is a battery tool that gives users the efficiency of a plug-and-play tool and the robust data analysis of a high-tech digital tester. The BT100W brings versatility to every garage because it can function as a standalone battery tester and run a variety of tests. Users can tap into the device's app for more advanced functions, enhanced data analysis, and view or save battery test reports in a separate folder. The versatility of the BT100W even extends into the number of languages the tool operates in. Users can select from eight languages to operate the BT100W device and nine languages from the BT100W app.



Technical Specifications



Parameters

Display:
128 x 64 LCD display

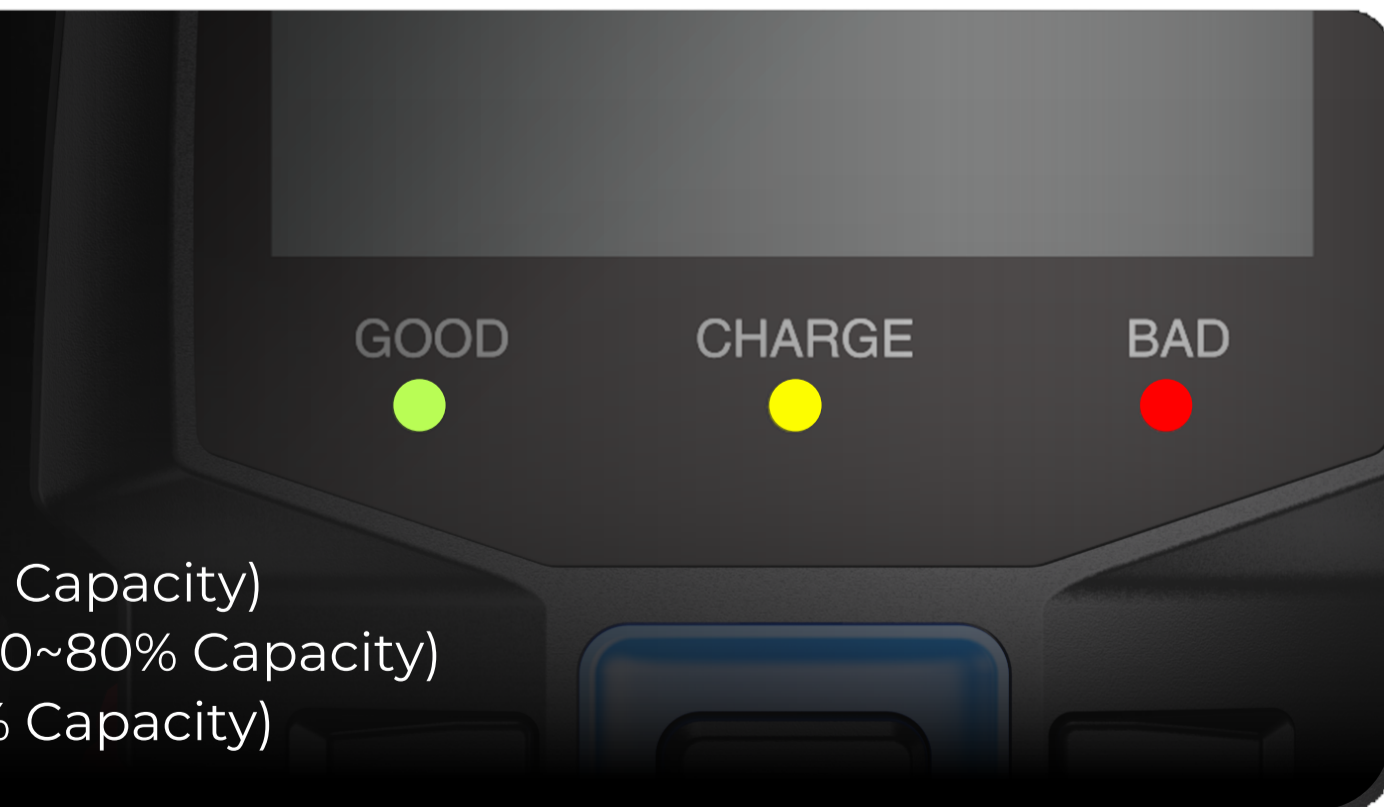
Cable Length:
800 mm (31.5 inches)

Dimensions:
136.5*75.5*22.5 mm
(5.37*2.97*0.89 inches)

Net Weight:
246g (8.68 oz)

Indicators

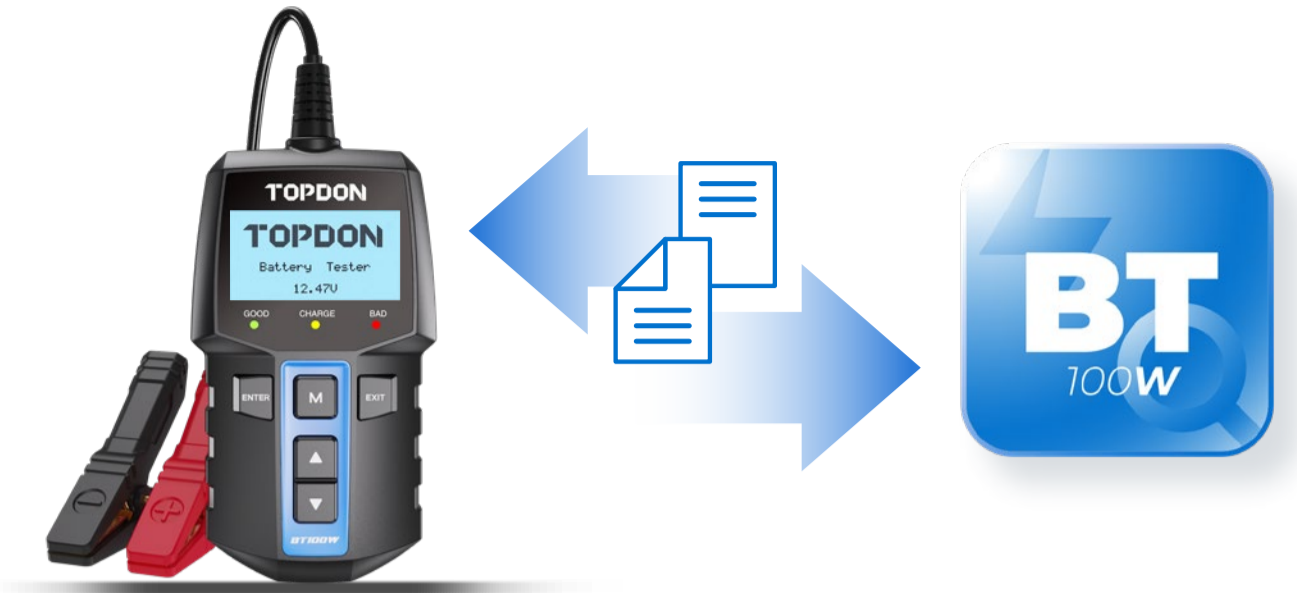
LED Indicators:
Green: Good (> 80% Capacity)
Yellow: Recharge (50~80% Capacity)
Red: Replace (< 50% Capacity)



Brief

Testing Via the Device's Interface or the App

Step beyond what the traditional battery tester can do. Pair with the BT100W's app to perform system testing. Access the battery library through the app to always have the battery data you need to get the job done.



Specs

Features

What's In The Box?

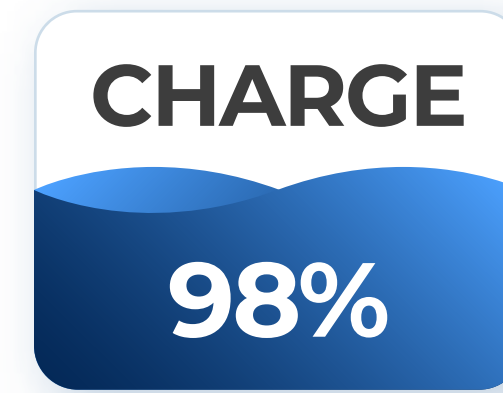
FAQs



Brief

Battery Tests

Find and mitigate potential issues with battery tests. Operate on a variety of battery types and analyze the battery's state of health, state of charge, and cold-cranking amps.



Specs

Features

What's In The Box?

FAQs



Brief

Cranking Tests

By monitoring the cranking time and cranking voltage, a cranking test helps to check the health and service life of a battery.

Note: The longer the cranking time, the lower the cranking voltage, and the shorter the service life is.

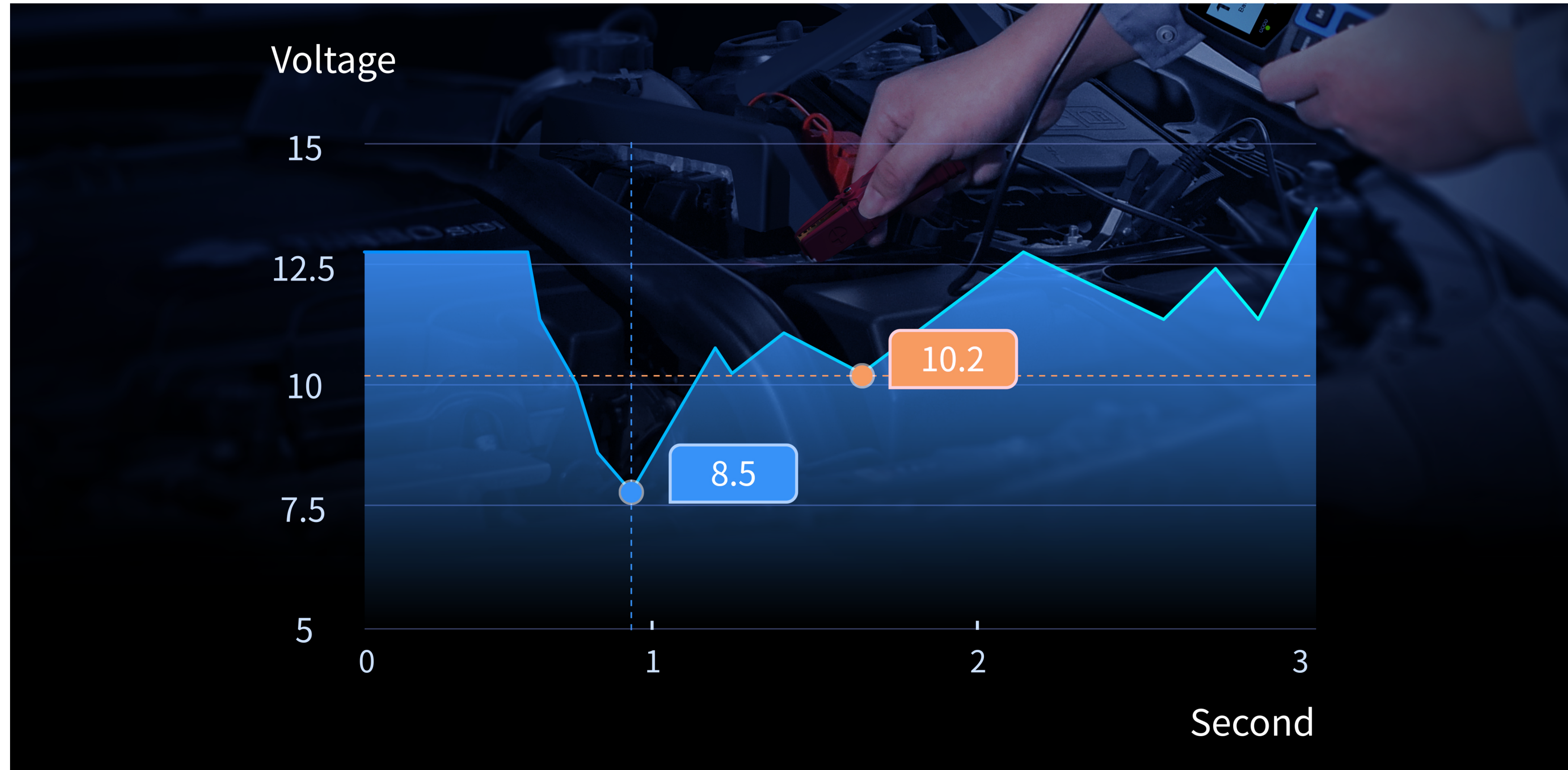


Specs

Features

What's In The Box?

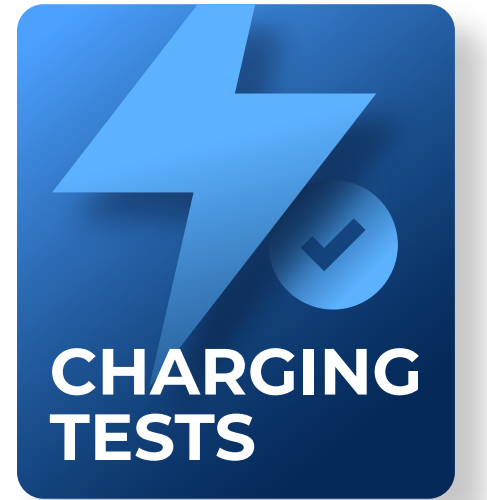
FAQs



Brief

Charging Tests

Know with certainty whether the charging system is working properly and the car is ready for the road.



Specs

Features

What's In
The Box?

FAQs



Brief

System Tests

Step into the BT100W app to run system tests. This battery tester supports a system test function, which enables technicians to perform a battery test, cranking test, and charging test, with only one click. The perfect tool for technicians seeking greater efficiency.

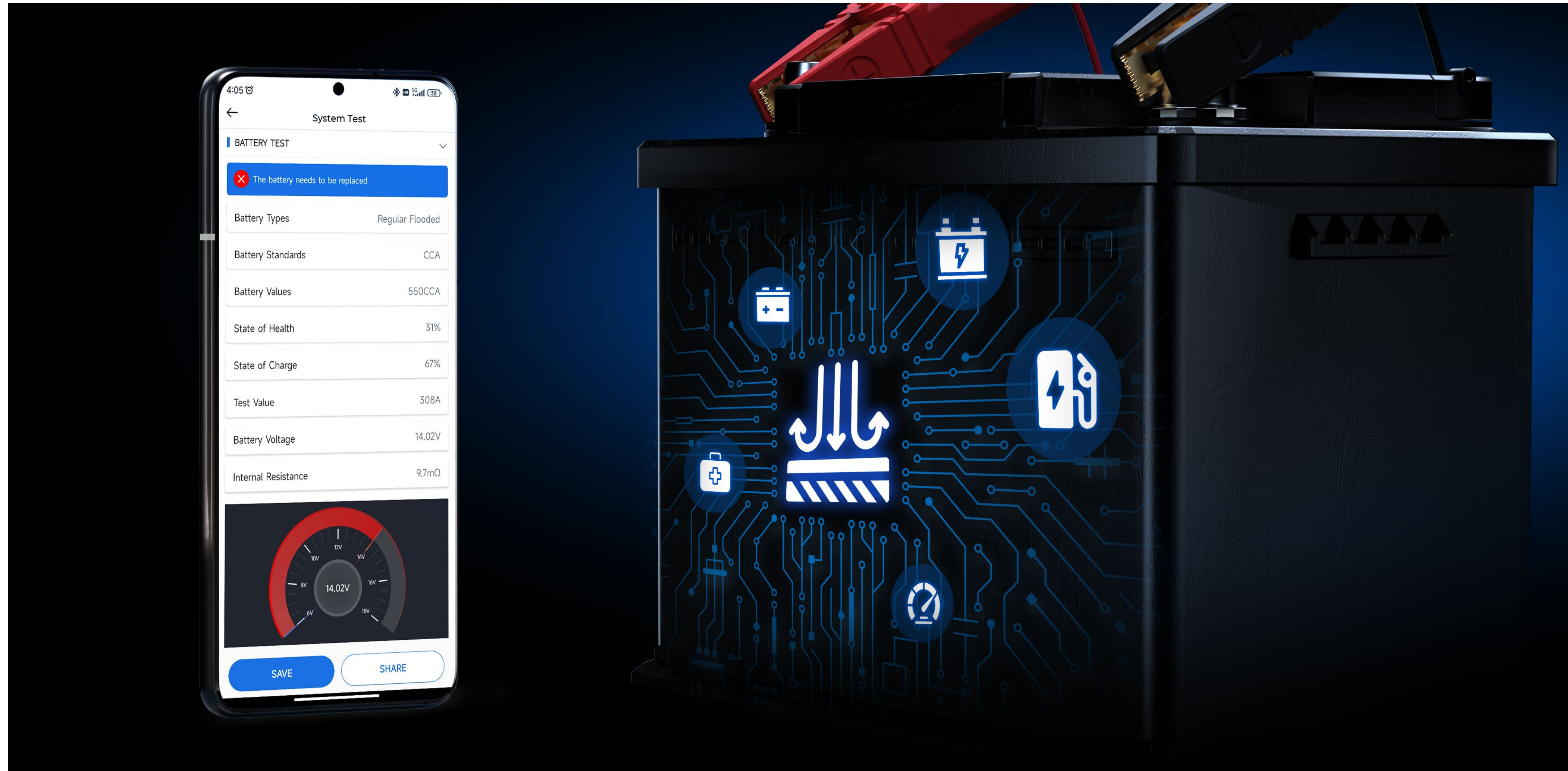


Specs

Features

What's In The Box?

FAQs



Brief

Battery Library

The BT100W's battery library allows for easy access to key battery information such as battery standards, CCA, specifications and more.



A navigation menu with three main items: 'Battery Make' (tag icon), 'Battery Make' (battery icon), and 'Specifications' (hamburger icon). A 'More' button with a plus sign is located to the right of these items.

Specs

Features

What's In
The Box?

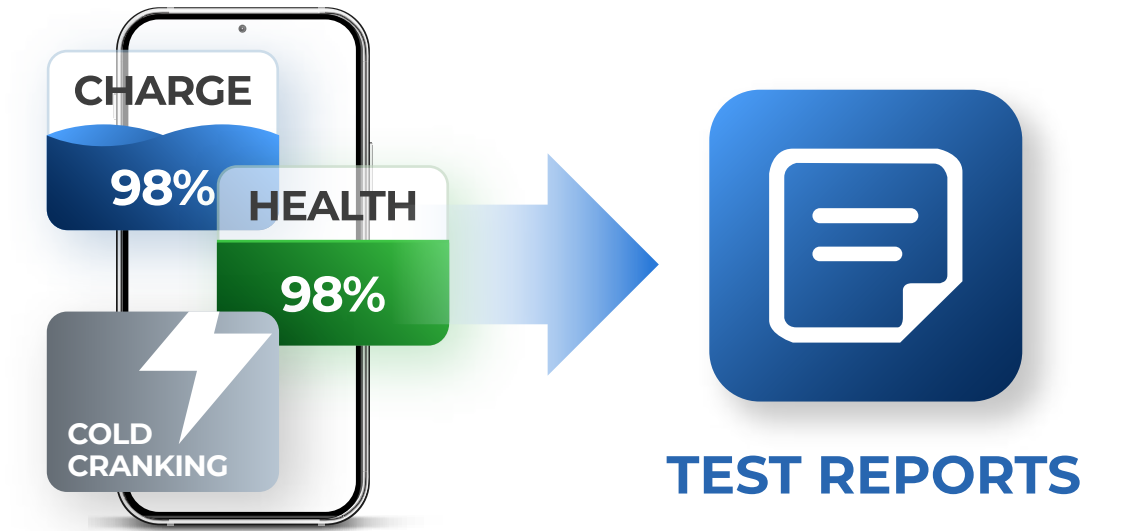
FAQs



Brief

Generates Test Reports

Create test reports to compile important battery status information in one spot. View data such as state of health, state of charge, internal resistance and more.



Specs

Features

What's In The Box?


FAQs



Brief

Data Synchronization

Data synchronization between the BT100W tester and the mobile application is performed seamlessly to ensure accurate information is displayed across both platforms.



Specs

Features

What's In
The Box?

FAQs



Brief

Multilingual Support

Never stress about being able to read test results. Eight languages are available on the device itself; nine languages are supported on the mobile app.

Device: EN/FR/ES/DE/IT/PT/RU/JP

App: CN/EN/FR/ES/DE/IT/PT/RU/JP

Specs

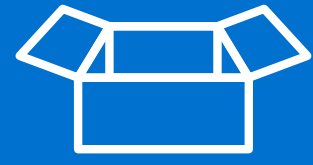
Features

What's In
The Box?

FAQs



Brief



What's In The Box?

Specs

BT100W



Features

User Manual



Quick User Guide



What's In The Box?

FAQs

Brief



FAQs

Specs

Question

Is the BT100W able to test a vehicle alternator?

Answer

Yes.

Features

Question

Will the BT100W save the most recent test results in memory?

Answer

Yes. It will keep the most recent test results in data review.

What's In
The Box?

FAQs

Brief



FAQs

Specs

Question

Is the BT100W able to test motorcycle batteries?

Answer

It can test 12V batteries between 100 and 2000 CCA. If relevant specifications of the motorcycle battery are within the testing range, tests will be applicable.

Features

Question

Can the firmware be updated?

Answer

Yes. You can check for any update under the "Settings" section in the APP.

What's In
The Box?

FAQs

Brief



FAQs

Specs

Question

How should you set the CCA range?

Answer

You can set the data close to the CCA standard number of your battery.

Features

Question

Does the BT100W test 12V deep cycle batteries?

Answer

Yes. It does.

What's In
The Box?

FAQs

Brief



FAQs

Specs

Question

Will the BT100W work with marine batteries?

Answer

Yes. It can work with marine batteries.

Features

Question

Will the BT100W accurately load test ATV batteries?

Answer

Yes. It can accurately load test ATV batteries.

What's In
The Box?

FAQs

Brief



FAQs

Question

Specs

What does SOH, SOC, and RES mean?

Answer

The SOH refers to the “State of Health”. The SOC is the “State of Charge”, and the RES is the “Resistance Value” of the battery.

Features

What's In
The Box?

FAQs

TOPDON

DIAGNOSTIC
INNOVATION



    @topdonofficial

+86-755-21612590 (Global HQ)
+1-833-629-4832 (North America)

sales@topdon.com
support@topdon.com

**CHINA
TOPDON HQ**

topdon.com

Unit 2005 20/F, No. 3040 Xinghai Avenue,
Qianhai Shima Tower, Qianhai Shenzhen-Hong Kong
Cooperation Zone, Shenzhen, PR, China 518000

**USA
TOPDON**

topdon.us

400 Commons Way, Suite A
Rockaway, NJ 07866