

TOPDON®



PulseQ AC Portable

Unlimited Power
Unlimited Versatility
Unlimited Potential

EMOBILITY

Contents

01

Brief

02

Specs

03

Features

04

What's
In The Box?

05

Comp Chart

06

FAQs

Brief

Specs

Features

What's In
The Box?

Comp Chart

FAQs



PulseQ AC Portable

Introducing the PulseQ AC Portable, the value-packed solution for charging your electric vehicle on the go! The PulseQ meets the charging needs of electric vehicles around the world with various connectors and plugs tailored to each region. Enjoy the convenience of two charging modes – plug-and-charge and scheduled charging – offering flexibility to suit your needs.

Designed with advanced voltage, current, and temperature detection modules, simply connect the PulseQ AC Portable to your electric vehicle and witness its seamless operation. The LCD screen provides real-time information, while the intuitive current selection and scheduled charging buttons enable you to optimize your charging experience based on your home's power capacity and electricity pricing periods. Embrace the freedom of mobile charging with the PulseQ AC Portable.

Brief	Region	PulseQ AC Portable US	PulseQ AC Portable US	PulseQ AC Portable EU	PulseQ AC Portable GBT
Specs	Model	16A	32A	16A/32A	16A
	Charging Mode	Model 2 Case C	Model 2 Case C	Model 2 Case C	Model 2 Case C
	Connector	Type 1 (J1772)	Type 1 (J1772)	Type 2 (IEC62196-2)	GB/T20234.2
Features	Plug Compatibility	NEMA5-15P, NEMA6-20P & NEMA6-20R to 5-15P Adaptor (optional)	NEMA14-50P & NEMA 14-50R to 5-15P Adaptor, NEMA6-50P	EU, AU, UK, CEE	NEMA5-15P
	Input/Output Power Rating And Current	Single Phase: up to 3.8kW/16A	Single Phase: up to 7.7kW/32A	Single Phase: up to 7.4kW/32A	Single Phase: up to 3.7kW/16A
What's In The Box?	Current Setting	8/10/13/16A	10/16/24/32A	8/10/13/16/24/32A	8/10/13/16A
	Input/Output Voltage	120/240V Single Phase	120/240V Single Phase	230V±20% Single Phase	110/240V Single Phase
Comp Chart	Built-In Leakage Protector	CCID20	CCID20	Type A+DC 6mA	CCID20
	Protection	Over/Under voltage protection, Over/Under frequency protection, Over/Low temperature protection, Over current protection, Current leakage protection, Grounding protection			
FAQs	IP and IK Rating	NEMA TYPE4	NEMA TYPE4	IP65 (control box)	NEMA TYPE4

Brief

Specs

Features

What's In
The Box?

Comp Chart

FAQs

Region	PulseQ AC Portable US	PulseQ AC Portable US	PulseQ AC Portable EU	PulseQ AC Portable GBT
Operating Temperature	-22°F to 122°F/– 30°C to 50°C			
Storage Temperature	-40°F to 176°F/– 40°C to 80°C			
Power Frequency	50/60Hz			
Operating Altitude	<2000m/6561.67ft			
Status Indication	LED and LCD			
Cable Length	Total 7.5M(Input 36.6 Inchs/ 0.93M, controlbox 9.84Inchs/0.25M, Output 251.97 Inchs/6.4M)		Total 5M(Input 34.65 Inchs/ 0.88M, controlbox 9.84Inchs/0.25M, Output 157.48 Inchs/4M)	
Product Dimensions (H×W×D)	9.45*3.94*2.56 inches/ 240*100*65mm (main box)			
Weight	Net 8.82 lbs/ 4KG, Gross 11 lbs/5KG			
Package Dimensions	11.81* 11.81*4.72 inches/ 300* 300*120mm			
Safety Standards	UL2594/CSA C22.2#280	UL2594/CSA C22.2#280	EN62752:2016, IEC 62196-2	/
Certification	ETL, FCC	ETL, FCC	TUV, CE	/

Brief

Unmatched Versatility

Charge your electric vehicle anywhere, anytime with the PulseQ AC Portable.

Its comprehensive range of connectors and plugs caters to various regions, including the US and Europe, making it your ultimate charging companion on the road.

Specs

Features

What's In The Box?

Comp Chart

FAQs



Brief

Lightning-Fast Charging

Experience seamless power-up moments with advanced voltage, current, and temperature detection modules.

Connect the PulseQ AC Portable to your electric vehicle, and watch it come to life, delivering lightning-fast charging for your eco-adventures.

Specs

Features

What's In
The Box?

Comp Chart

FAQs



Brief

Real-Time Insights

Stay informed at every moment with the user-friendly LCD display.

Track your charging status and access real-time information effortlessly, keeping you in the driver's seat of your electric vehicle's power.

Specs

Features

What's In
The Box?

Comp Chart

FAQs



Brief

Plug & Power or Schedule Smartly

Enjoy the flexibility of two charging modes.

Whether you need an instant power-up with the "Plug & Power" mode or prefer to schedule charging with the "Smart Schedule" feature, the PulseQ AC Portable adapts to your lifestyle.

Specs

Features

What's In The Box?

Comp Chart

FAQs



Brief

Customizable Charging Current

Tailor your charging to exactly what you need.

The PulseQ AC Portable lets you set the charging current according to your preferences and power needs, ensuring optimal charging for your electric vehicle.

Specs

Features

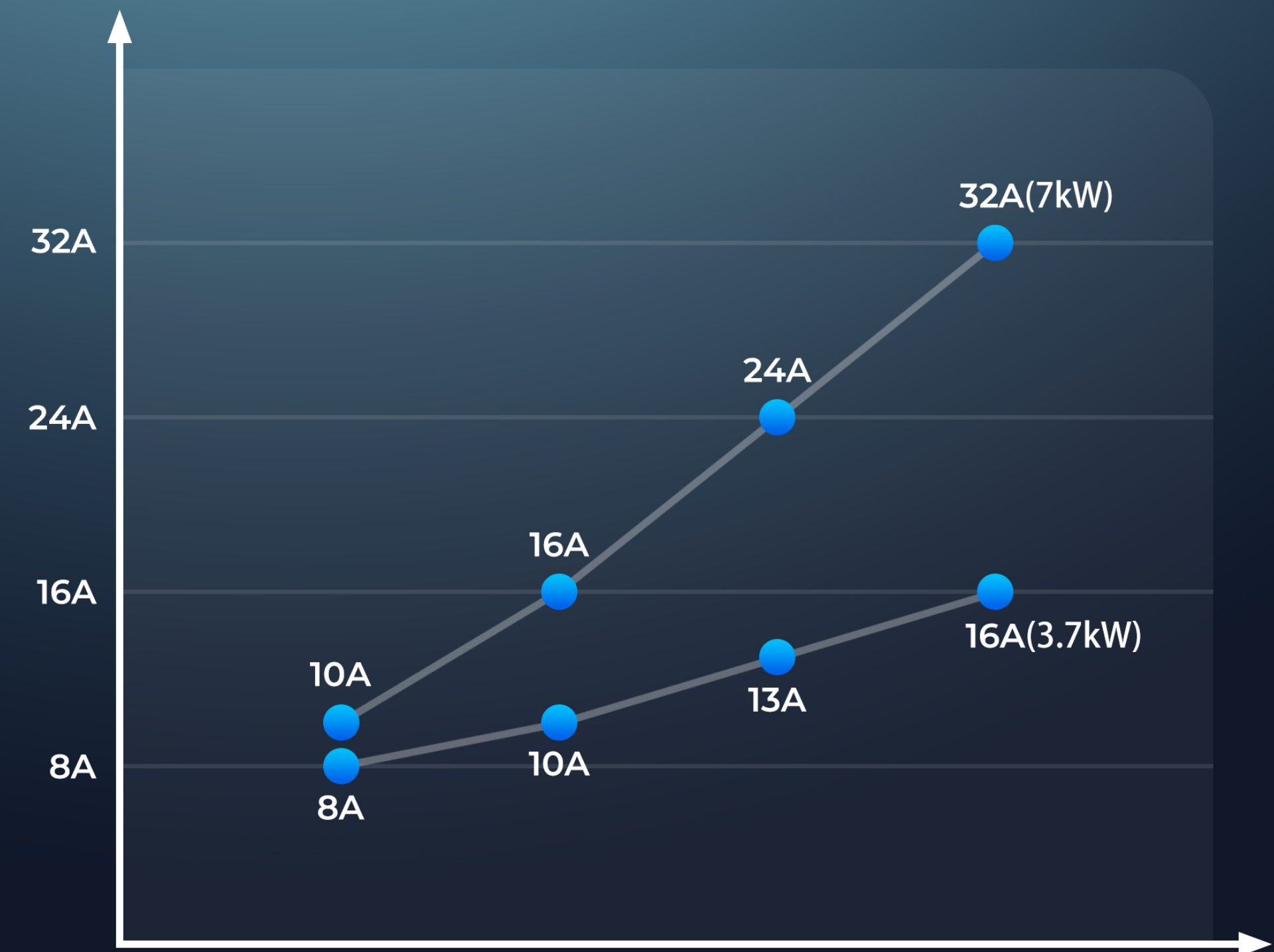
What's In The Box?

Comp Chart

FAQ



Current(A)



Brief

Built to Last

Engineered for durability, TOPDON products boast impressive IP and IK ratings, such as the NEMA Type 4 for the US version and IP65 for the European version.

With the PulseQ AC Portable, you can charge confidently, knowing it's built to withstand the test of time.

Specs

Features

What's In
The Box?

Comp Chart

FAQs



Brief

Safety First

Safety is our priority.

Our products are rigorously tested and certified to meet the safety standards of various regions, including ETL and FCC guidelines for the US version and TUV and CE for the European version.

The PulseQ AC Portable is equipped with a range of protective features, from over/under voltage and frequency protection to overcurrent and temperature protection, ensuring a secure and worry-free charging experience.

It even comes with current leakage protection and grounding protection for added peace of mind.

Specs

Features

What's In The Box?

Comp Chart

FAQs



Brief

Unleash Your Wanderlust

From urban streets to rugged terrains, the PulseQ AC Portable is your ticket to endless exploration.

Embrace the freedom of mobile charging and let your electric vehicle travel as far as your heart desires.

Specs

Features

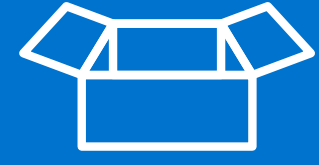
What's In The Box?

Comp Chart

FAQs



Brief



What's In The Box?

Specs

Features

What's In The Box?

Comp Chart

FAQs

AC EV Charger



User Manual






Package Box



Carrying Bag



MODEL	PulseQ AC Portable	PulseQ AC Lite	PulseQ AC Pro
SPECIFICATIONS			
Charger	Type-1/Type-2/GBT	IEC 62196-2 Type-2	IEC 62196-2 Type-2
Certification	ETL, FCC, TUV,CE	TUV, CE,CB, ROHS	TUV, CE, CB,ROHS
Charging Mode	Plug-and-Play/Scheduled Charging	Plug-and-Play/App-Controlled/RFID	Plug-and-Play/App-Controlled/RFID
Power Rating	3.7kW/7.7kW	7kW/11kW/22kW	7kW/11kW/22kW
Voltage	110V/120V/230V/240V	230/400V	230/400V
Current	32A/16A	32A/16A	32A/16A
Voice-Activated	X	√	√
IP and IK Rating	NEMA TYPE 4 / IP65	IP65, IK10	IP54; IK8
Dimension	240*100*65mm	340×190×97mm	340×190×97mm

Brief



FAQs

Specs

Question

Could I use the device to charge EVs that have not been matched with it?

Answer

Features

The device can charge any EV that has a J1772/IEC62196-2/GB/T20234.2 charging interface.

Question

What's In
The Box?

Could the input plug cable be increased?

Answer

Yes, the cable can be increased by 0.3m-0.8m (1 ft.) for an additional fee.

Comp Chart

FAQs

Brief



FAQs

Specs

Question

Could I convert the existing plug to another NEMA plug?

Answer

Features

Yes. You can do this by using an adapter.

Question

What's In
The Box?

Can the warranty be extended?

Answer

No.

Comp Chart

FAQs

Brief



FAQs

Specs

Question

Can I install the charger on an iron pillar? Does the charger come with a supporting bracket?

Answer

Features

Yes, you can install the charger on an iron pillar. The supporting bracket is optional, and we can provide it if needed.

Question

What's In
The Box?

What is the MCB requirement, and can this charging cable be increased?

Answer

An MCB with a 20/40A overcurrent protection is required. The charging cable is 7.5m (24.6 ft.) and cannot be extended.

Comp Chart

FAQs

Brief



FAQs

Specs

Question

What is the minimum and maximum current supported by the device?

Answer

The minimum current supported is 8A, while the maximum current is 32A.

Features

Question

Could I change the charging power?

Answer

Yes, you can change the charging power.

What's In
The Box?

Comp Chart

FAQs

Brief



FAQs

Specs

Question

What are the differences between this product and those from competitors?

Answer

Features

- The PulseQ AC Portable has various current options that can accommodate different indoor / outdoor power capacity scenarios.
- The charger features a scheduled charging mode that allows users to set custom charging periods based on specific electricity fees.

What's In
The Box?

Comp Chart

FAQs



    @topdonofficial

+86-755-21612590 (Global HQ)
+1-833-629-4832 (North America)
+34 697 733 280 (Europe)

sales@topdon.com
support@topdon.com

**CHINA
TOPDON HQ**

topdon.com

Unit 2005 20/F, No. 3040 Xinghai Avenue,
Qianhai Shimao Tower, Qianhai Shenzhen-Hong Kong
Cooperation Zone, Shenzhen, PR, China 518000



**USA
TOPDON**

topdon.us

400 Commons Way, Suite A
Rockaway, NJ 07866



**EU
TOPDON**

eu.topdon.com

Barcelona Spain

